

4423 m.

## GRAN PREMIO ESTRELLA GALICIA 0,0 DE ESPAÑA

Practice  
Classification

6

		Rider	Nation	Team	Motorcycle	Time	Lap	Total	Gap	Top Speed	
1	1	<b>Francesco BAGNAIA</b>	ITA	Ducati Lenovo Team	DUCATI	<b>1'36.025</b>	22	23		<b>293.4</b>	
2	12	<b>Maverick VIÑALES</b>	SPA	Aprilia Racing	APRILIA	<b>1'36.125</b>	20	24	0.100	0.100	<b>292.6</b>
3	93	<b>Marc MARQUEZ</b>	SPA	Gresini Racing MotoGP	DUCATI	<b>1'36.168</b>	25	26	0.143	0.043	<b>291.8</b>
4	72	<b>Marco BEZZECCHI</b>	ITA	Pertamina Enduro VR46 Racing Te	DUCATI	<b>1'36.364</b>	19	20	0.339	0.196	<b>296.7</b>
5	89	<b>Jorge MARTIN</b>	SPA	Prima Pramac Racing	DUCATI	<b>1'36.435</b>	20	25	0.410	0.071	<b>291.8</b>
6	31	<b>Pedro ACOSTA</b>	SPA	Red Bull GASGAS Tech3	KTM	<b>1'36.439</b>	23	24	0.414	0.004	<b>295.8</b>
7	41	<b>Aleix ESPARGARO</b>	SPA	Aprilia Racing	APRILIA	<b>1'36.446</b>	19	20	0.421	0.007	<b>291.8</b>
8	23	<b>Enea BASTIANINI</b>	ITA	Ducati Lenovo Team	DUCATI	<b>1'36.480</b>	20	26	0.455	0.034	<b>295.0</b>
9	49	<b>Fabio DI GIANNANTONIO</b>	ITA	Pertamina Enduro VR46 Racing Te	DUCATI	<b>1'36.536</b>	20	21	0.511	0.056	<b>291.8</b>
10	73	<b>Alex MARQUEZ</b>	SPA	Gresini Racing MotoGP	DUCATI	<b>1'36.539</b>	19	24	0.514	0.003	<b>291.1</b>
11	33	<b>Brad BINDER</b>	RSA	Red Bull KTM Factory Racing	KTM	<b>1'36.644</b>	19	22	0.619	0.105	<b>295.8</b>
12	21	<b>Franco MORBIDELLI</b>	ITA	Prima Pramac Racing	DUCATI	<b>1'36.711</b>	17	22	0.686	0.067	<b>293.4</b>
13	43	<b>Jack MILLER</b>	AUS	Red Bull KTM Factory Racing	KTM	<b>1'36.900</b>	22	22	0.875	0.189	<b>295.0</b>
14	26	<b>Daniel PEDROSA</b>	SPA	Red Bull KTM Factory Racing	KTM	<b>1'36.944</b>	23	23	0.919	0.044	<b>300.0</b>
15	42	<b>Alex RINS</b>	SPA	Monster Energy Yamaha MotoGP	YAMAHA	<b>1'36.959</b>	18	23	0.934	0.015	<b>295.0</b>
16	30	<b>Takaaki NAKAGAMI</b>	JPN	IDEMITSU Honda LCR	HONDA	<b>1'36.969</b>	24	24	0.944	0.010	<b>291.1</b>
17	25	<b>Raul FERNANDEZ</b>	SPA	Trackhouse Racing	APRILIA	<b>1'37.111</b>	16	21	1.086	0.142	<b>291.8</b>
18	5	<b>Johann ZARCO</b>	FRA	CASTROL Honda LCR	HONDA	<b>1'37.277</b>	22	23	1.252	0.166	<b>294.2</b>
19	88	<b>Miguel OLIVEIRA</b>	POR	Trackhouse Racing	APRILIA	<b>1'37.342</b>	23	24	1.317	0.065	<b>291.8</b>
20	20	<b>Fabio QUARTARARO</b>	FRA	Monster Energy Yamaha MotoGP	YAMAHA	<b>1'37.382</b>	17	22	1.357	0.040	<b>295.0</b>
21	36	<b>Joan MIR</b>	SPA	Repsol Honda Team	HONDA	<b>1'37.476</b>	25	26	1.451	0.094	<b>293.4</b>
22	37	<b>Augusto FERNANDEZ</b>	SPA	Red Bull GASGAS Tech3	KTM	<b>1'37.611</b>	18	23	1.586	0.135	<b>292.6</b>
23	6	<b>Stefan BRADL</b>	GER	HRC Test Team	HONDA	<b>1'37.709</b>	23	24	1.684	0.098	<b>295.8</b>
24	10	<b>Luca MARINI</b>	ITA	Repsol Honda Team	HONDA	<b>1'37.838</b>	24	24	1.813	0.129	<b>290.3</b>
25	32	<b>Lorenzo SAVADORI</b>	ITA	Aprilia Racing	APRILIA	<b>1'37.902</b>	20	22	1.877	0.064	<b>291.8</b>

Practice condition: Dry

Air: 19°

Humidity: 47%

Ground: 35°

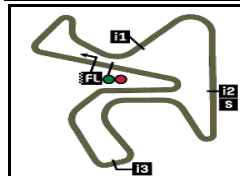
<b>Fastest Lap:</b>	Lap: 22	<b>Francesco BAGNAIA</b>	<b>1'36.025</b>	165.8 Km/h
<b>Best Race Lap:</b>	2022	<b>Francesco BAGNAIA</b>	<b>1'37.669</b>	163.0 Km/h
<b>All Time Lap Record:</b>	2024	<b>Francesco BAGNAIA</b>	<b>1'36.025</b>	165.8 Km/h

The results are provisional until the end of the limit for protest and appeals.

Time limit for protest expires 60' after publication of the results - ..... Time: .....

These data/results cannot be reproduced, stored and/or transmitted in whole or in part by any manner of electronic, mechanical, photocopying, recording, broadcasting or otherwise now known or herein after developed without the previous express consent by the copyright owner, except for reproduction in daily press and regular printed publications on sale to the public within 60 days of the event related to those data/results and always provided that copyright symbol appears together as follows below.

© DORNA, 2024



4423 m.

## GRAN PREMIO ESTRELLA GALICIA 0,0 DE ESPAÑA

Practice

Top Speed &amp; Average

8



Rider	Nation	Motorcycle	Top 5 speeds					Average	Top
26 Daniel PEDROSA	SPA	KTM	300.0	300.0	297.5	297.5	297.5	298.5	300.0
72 Marco BEZZECCHI	ITA	DUCATI	296.7	295.0	294.2	294.2	294.2	294.9	296.7
6 Stefan BRADL	GER	HONDA	295.8	294.2	293.4	291.1	291.1	293.1	295.8
31 Pedro ACOSTA	SPA	KTM	295.8	293.4	293.4	293.4	293.4	293.8	295.8
33 Brad BINDER	RSA	KTM	295.8	295.8	294.2	293.4	293.4	294.0	295.8
20 Fabio QUARTARARO	FRA	YAMAHA	295.0	293.4	293.4	291.8	291.8	292.7	295.0
23 Enea BASTIANINI	ITA	DUCATI	295.0	293.4	293.4	291.8	291.8	292.7	295.0
42 Alex RINS	SPA	YAMAHA	295.0	293.4	292.6	292.6	292.6	293.2	295.0
43 Jack MILLER	AUS	KTM	295.0	295.0	294.2	294.2	294.2	294.5	295.0
5 Johann ZARCO	FRA	HONDA	294.2	294.2	293.4	291.1	290.3	292.3	294.2
1 Francesco BAGNAIA	ITA	DUCATI	293.4	292.6	291.8	291.8	291.8	292.2	293.4
21 Franco MORBIDELLI	ITA	DUCATI	293.4	292.6	291.8	291.8	291.1	292.0	293.4
36 Joan MIR	SPA	HONDA	293.4	291.8	291.1	290.3	290.3	291.4	293.4
12 Maverick VIÑALES	SPA	APRILIA	292.6	291.8	291.1	290.3	289.5	290.8	292.6
37 Augusto FERNANDEZ	SPA	KTM	292.6	291.1	290.3	288.7	288.0	290.1	292.6
25 Raul FERNANDEZ	SPA	APRILIA	291.8	291.8	291.1	290.3	290.3	291.1	291.8
32 Lorenzo SAVADORI	ITA	APRILIA	291.8	288.0	288.0	288.0	287.2	288.6	291.8
41 Aleix ESPARGARO	SPA	APRILIA	291.8	291.1	289.5	289.5	289.5	290.0	291.8
49 Fabio DI GIANNANTONIO	ITA	DUCATI	291.8	291.1	291.1	291.1	290.3	290.9	291.8
88 Miguel OLIVEIRA	POR	APRILIA	291.8	291.8	291.1	291.1	290.3	291.1	291.8
89 Jorge MARTIN	SPA	DUCATI	291.8	291.8	291.8	291.8	291.1	291.5	291.8
93 Marc MARQUEZ	SPA	DUCATI	291.8	290.3	290.3	290.3	289.5	290.2	291.8
30 Takaaki NAKAGAMI	JPN	HONDA	291.1	289.5	289.5	288.7	288.0	289.4	291.1
73 Alex MARQUEZ	SPA	DUCATI	291.1	291.1	289.5	289.5	289.5	290.1	291.1
10 Luca MARINI	ITA	HONDA	290.3	289.5	289.5	289.5	288.7	289.5	290.3

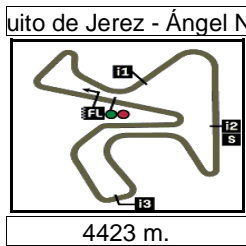
These data/results cannot be reproduced, stored and/or transmitted in whole or in part by any manner of electronic, mechanical, photocopying, recording, broadcasting or otherwise now known or herein after developed without the previous express consent by the copyright owner, except for reproduction in daily press and regular printed publications on sale to the public within 60 days of the event related to those data/results and always provided that copyright symbol appears together as follows below.

© DORNA, 2024

Official MotoGP Timing by TISSOT  
www.motogp.com



Jerez de la Frontera, Friday, April 26, 2024



**GRAN PREMIO ESTRELLA GALICIA 0,0 DE ESPAÑA**

**Practice**

**Chronological Analysis of Performances**

**9**

\* Lap / Sector time cancelled      T1 Time from finish line to 1st intermediate      T3 Time from 2nd intermed. to 3rd intermed.  
P Crossing the finish line in pit lane      T2 Time from 1st intermed. to 2nd intermed.      T4 Time from 3rd intermediate to finish line  
\*\*Tyre data subject to further updates

Lap	Lap Time	T1	T2	T3	T4	Speed	Lap	Lap Time	T1	T2	T3	T4	Speed	
<b>1st</b>	<b>1</b>	<b>Francesco BAGNAIA</b> DUCATI ITA						4	<b>1'37.499</b>	24.425	14.366	29.184	29.524	287.2
		Ducati Lenovo Team						5	1'37.346 *	24.307*	14.323	29.188	29.528	287.2
		Runs=5 Total laps=23 Full laps=14 Valid laps=12						6	2'07.230 P	54.907	15.038	31.078	26.207	285.7
<b>Run #</b>	<b>1</b>	<b>Front Tyre</b>	<b>Slick-Medium</b>	<b>Rear Tyre</b>	<b>Slick-Soft</b>		<b>Run #</b>	<b>2</b>	<b>Front Tyre</b>	<b>Slick-Medium</b>	<b>Rear Tyre</b>	<b>Slick-Medium</b>		
		<b>New Tyre</b>		<b>New Tyre</b>					<b>6 Laps at start</b>		<b>6 Laps at start</b>			
1	2'29.629	29.963	15.299	30.627	30.449	286.4	7	1'43.442	29.385	14.556	29.675	29.826	286.4	
2	<b>1'38.349</b>	24.580	14.431	29.359	29.979	291.1	8	<b>1'37.596</b>	24.339	14.379	29.302	29.576	285.7	
3	<b>1'37.706</b>	24.393	14.328	29.200	29.785	291.1	9	<b>1'37.402</b>	24.395	14.317	29.073	29.617	288.0	
4	<b>1'37.343</b>	24.196	14.287	29.163	29.697	290.3	10	<b>1'40.103</b>	26.407	14.384	29.699	29.613	288.7	
5	1'42.153 P	25.521	17.127	32.091	27.414	244.3	11	<b>1'37.518</b>	24.295	14.426	29.266	29.531	287.2	
<b>Run #</b>	<b>2</b>	<b>Front Tyre</b>	<b>Slick-Medium</b>	<b>Rear Tyre</b>	<b>Slick-Soft</b>		12	<b>1'38.360</b>	24.352	14.280	30.026	29.702	290.3	
		<b>5 Laps at start</b>		<b>5 Laps at start</b>			13	<b>1'37.306</b>	24.294	14.284	29.237	29.491	288.7	
6	1'45.271	30.650	14.760	29.829	30.032	288.7	14	<b>1'37.419</b>	24.276	14.321	29.197	29.625	288.0	
7	<b>1'37.397</b>	24.320	14.413	29.037	29.627	289.5	15	1'38.440 P	27.181	14.883	30.546	25.830	283.4	
8	<b>1'37.245</b>	24.151	14.370	29.042	29.682	290.3	<b>Run #</b>	<b>3</b>	<b>Front Tyre</b>	<b>Slick-Soft</b>	<b>Rear Tyre</b>	<b>Slick-Soft</b>		
9	<b>1'41.242</b>	24.237	14.392	31.818	30.795	290.3			<b>New Tyre</b>		<b>New Tyre</b>			
10	<b>1'37.528</b>	24.363	14.380	29.090	29.695	289.5	16	1'42.934	29.074	14.412	29.612	29.836	288.0	
11	1'40.645 P	27.156	15.075	31.444*	26.970	282.7	17	<b>1'36.482</b>	24.135	14.161	28.903	29.283	289.5	
<b>Run #</b>	<b>3</b>	<b>Front Tyre</b>	<b>Slick-Medium</b>	<b>Rear Tyre</b>	<b>Slick-Soft</b>		18	1'35.477 P	26.655	14.174	29.334	25.314	291.1	
		<b>11 Laps at start</b>		<b>11 Laps at start</b>			<b>Run #</b>	<b>4</b>	<b>Front Tyre</b>	<b>Slick-Medium</b>	<b>Rear Tyre</b>	<b>Slick-Soft</b>		
12	1'43.717	29.162	14.784	29.680	30.091	288.7			<b>New Tyre</b>		<b>New Tyre</b>			
13	<b>1'37.311</b>	24.317	14.359	28.927	29.708	289.5	19	1'42.738	28.667	14.648	29.754	29.669	287.2	
14	<b>1'37.312</b>	24.275	14.326	28.957	29.754	289.5	20	<b>1'36.125</b>	<b>24.038</b>	14.127	<b>28.840</b>	<b>29.120</b>	291.8	
15	1'37.183 P	25.403	14.751	30.511	26.518	288.7	21	1'38.015 P	27.371	14.616	30.336	25.692	288.0	
<b>Run #</b>	<b>4</b>	<b>Front Tyre</b>	<b>Slick-Medium</b>	<b>Rear Tyre</b>	<b>Slick-Soft</b>		<b>Run #</b>	<b>5</b>	<b>Front Tyre</b>	<b>Slick-Medium</b>	<b>Rear Tyre</b>	<b>Slick-Soft</b>		
		<b>New Tyre</b>		<b>New Tyre</b>					<b>3 Laps at start</b>		<b>New Tyre</b>			
16	1'47.224	31.315	14.560	31.339	30.010	291.8	22	1'41.763 *	27.679	14.387	29.823*	29.874	289.5	
17	1'36.725 *	24.201	14.160	28.861*	29.503*	291.8	23	<b>1'38.219</b>	24.109	14.227	30.464	29.419	288.0	
18	<b>1'36.349</b>	<b>24.027</b>	14.145	28.780	29.397	291.8	24	<b>1'37.235</b>	24.095	<b>14.107</b>	29.147	29.886	<b>292.6</b>	
19	1'36.665 P	25.549	14.922	29.907	26.287	291.1	<b>3rd</b>	<b>93</b>	<b>Marc MARQUEZ</b> DUCATI SPA					
<b>Run #</b>	<b>5</b>	<b>Front Tyre</b>	<b>Slick-Medium</b>	<b>Rear Tyre</b>	<b>Slick-Soft</b>				Gresini Racing MotoGP					
		<b>4 Laps at start</b>		<b>New Tyre</b>					Runs=5 Total laps=26 Full laps=17 Valid laps=14					
20	1'42.038	28.090	14.509	29.254	30.185	291.8	<b>Run #</b>	<b>1</b>	<b>Front Tyre</b>	<b>Slick-Medium</b>	<b>Rear Tyre</b>	<b>Slick-Medium</b>		
21	1'38.367 *	24.068	14.102	30.090*	30.107	292.6			<b>New Tyre</b>		<b>New Tyre</b>			
22	<b>1'36.025</b>	24.035	<b>14.090</b>	<b>28.598</b>	<b>29.302</b>	<b>293.4</b>	1	1'53.368	28.675	15.314	30.802	30.929	284.2	
23	<b>1'46.271</b>	29.404	14.799	31.078	30.990	284.9	2	<b>1'39.266</b>	24.844	14.661	29.484	30.277	284.9	
<b>2nd</b>	<b>12</b>	<b>Maverick VIÑALES</b> APRILIA SPA						3	<b>1'37.599</b>	24.328	14.363	28.947	29.961	290.3
		Aprilia Racing						4	<b>1'37.611</b>	24.246	14.359	28.981	30.025	289.5
		Runs=5 Total laps=24 Full laps=15 Valid laps=14						5	<b>1'40.700</b>	24.381	14.392	31.483	30.444	287.2
<b>Run #</b>	<b>1</b>	<b>Front Tyre</b>	<b>Slick-Medium</b>	<b>Rear Tyre</b>	<b>Slick-Medium</b>		6	<b>1'39.221</b>	24.814	14.649	29.554	30.204	288.0	
		<b>New Tyre</b>		<b>New Tyre</b>			7	<b>1'37.147</b>	24.202	14.338	28.820	29.787	290.3	
1	1'49.413	29.802	14.829	30.259	30.143	285.7	8	1'36.448 P	25.448	14.702	30.142	26.156	285.7	
2	<b>1'38.469</b>	24.650	14.489	29.482	29.848	285.7								
3	<b>1'38.433</b>	24.810	14.392	29.425	29.806	286.4								

**Fastest Lap:** Francesco BAGNAIA      Ducati Lenovo Team      ITA      **1'36.025**      24.035      14.090      28.598      29.302

These data/results cannot be reproduced, stored and/or transmitted in whole or in part by any manner of electronic, mechanical, photocopying, recording, broadcasting or otherwise now known or herein after developed without the previous express consent by the copyright owner, except for reproduction in daily press and regular printed publications on sale to the public within 60 days of the event related to those data/results and always provided that copyright symbol appears together as follows below.  
© DORNA, 2024



# Practice

# MotoGP

Lap	Lap Time	T1	T2	T3	T4	Speed	Lap	Lap Time	T1	T2	T3	T4	Speed	
<b>Run # 2</b>	Front Tyre Slick-Medium		Rear Tyre Slick-Medium				18	1'38.363 *	24.061	14.020	30.143*	30.139	294.2	
	8 Laps at start		8 Laps at start				19	1'36.364	24.164	14.078	28.819	29.303	295.0	
9	1'46.602	30.791	14.811	30.065	30.935	285.7	20	1'37.045	24.195	14.162	28.920	29.768	291.8	
10	1'38.447	24.581	14.521	29.401	29.944	286.4	<b>5th 89 Jorge MARTIN</b>						DUCATI	SPA
11	1'37.665	24.343	14.437	29.051	29.834	285.7	Prima Pramac Racing						Runs=4 Total laps=25 Full laps=18 Valid laps=14	
12	1'38.515 *	24.291	14.414	29.610*	30.200	288.0	<b>Run # 1</b>	Front Tyre Slick-Medium		Rear Tyre Slick-Medium				
13	1'37.541	24.344	14.414	28.945	29.838	288.7		New Tyre		New Tyre				
14	1'39.055 P	25.863	15.182	31.604	26.406	276.9	1	2'16.656	28.727	14.804	29.788	30.087	286.4	
<b>Run # 3</b>	Front Tyre Slick-Medium		Rear Tyre Slick-Medium				2	1'37.811	24.551	14.346	29.138	29.776	289.5	
	14 Laps at start		14 Laps at start				3	1'37.278	24.350	14.265	29.039	29.624	290.3	
15	1'44.319 *	29.104	14.736	29.860	30.619*	284.9	4	1'37.418	24.324	14.233	29.205	29.656	291.8	
16	1'38.223	24.548	14.500	29.193	29.982	286.4	5	1'38.008 *	24.419*	14.567	29.241	29.781	291.8	
17	1'36.328 P	24.494	15.081	30.162	26.591	281.9	6	1'37.279 *	24.315*	14.266	29.136	29.562	291.1	
<b>Run # 4</b>	Front Tyre Slick-Medium		Rear Tyre Slick-Soft				7	1'37.391	24.405	14.282	29.041	29.663	291.1	
	New Tyre		New Tyre				8	1'37.614	24.410	14.320	29.098	29.786	288.7	
18	1'45.616	28.675	15.549	31.230	30.162	245.4	9	1'41.190	26.585	14.789	29.836	29.980	286.4	
19	1'38.000	24.245	14.577	29.367	29.811	289.5	10	1'37.620	24.468	14.323	29.187	29.642	289.5	
20	1'36.702 *	24.146	14.283	28.580*	29.693*	288.7	11	1'37.067	24.231	14.354	29.013	29.469	288.7	
21	1'36.597	24.036	14.225	28.681	29.655	290.3	12	1'39.634 P	26.223	15.199	30.455	27.757	284.2	
22	1'37.340 P	26.085	14.733	29.960	26.562	287.2	<b>Run # 2</b>	Front Tyre Slick-Medium		Rear Tyre Slick-Medium				
<b>Run # 5</b>	Front Tyre Slick-Medium		Rear Tyre Slick-Soft					12 Laps at start		12 Laps at start				
	5 Laps at start		New Tyre				13	1'44.796	30.305	14.651	29.613	30.227	288.7	
23	1'41.749	27.936	14.618	29.295	29.900	287.2	14	1'39.213	26.130	14.398	28.964	29.721	290.3	
24	1'38.951 *	24.004	14.314	30.611*	30.022	285.7	15	1'37.310 *	24.389*	14.310	28.951	29.660	291.8	
25	1'36.168	23.905	14.238	28.531	29.494	289.5	16	1'37.464	24.307	14.318	29.032	29.807	288.7	
26	1'36.830	24.006	14.213	28.905	29.706	291.8	17	1'39.024	24.507	14.414	30.003	30.100	290.3	
<b>4th 72 Marco BEZZECCHI</b>			DUCATI		ITA		18	1'36.167 P	24.349	14.329	29.221	28.268	291.1	
	Pertamina Enduro VR46 Racing Team		Runs=4		Total laps=20 Full laps=13 Valid laps=10		<b>Run # 3</b>	Front Tyre Slick-Medium		Rear Tyre Slick-Soft				
<b>Run # 1</b>	Front Tyre Slick-Medium		Rear Tyre Slick-Medium					New Tyre		New Tyre				
	New Tyre		New Tyre				19	1'42.264	28.512	14.494	29.564	29.694	289.5	
1	1'54.974	29.139	14.906	31.040	31.276	288.0	20	1'36.435	24.198	14.188	28.663	29.386	291.1	
2	1'39.130	25.000	14.648	29.566	29.916	288.7	21	1'40.924 P	30.135	14.385	29.538	26.866	290.3	
3	1'37.890	24.445	14.306	29.353	29.786	292.6	<b>Run # 4</b>	Front Tyre Slick-Medium		Rear Tyre Slick-Soft				
4	1'37.525	24.322	14.289	29.243	29.671	291.1		3 Laps at start		New Tyre				
5	1'434.832 P					22	1'43.030	29.151	14.613	29.546	29.720	287.2		
<b>Run # 2</b>	Front Tyre Slick-Medium		Rear Tyre Slick-Soft				23	1'39.771 *	24.119	14.157	29.447*	32.048	291.8	
	5 Laps at start		New Tyre				24	1'36.552	24.064	14.268	28.782	29.438	288.7	
6	1'42.899	28.550	14.532	29.761	30.056	288.0	25	1'46.972	31.864	15.354	29.480	30.274	272.7	
7	1'37.426 *	24.326	14.205	29.135*	29.760	291.8	<b>6th 31 Pedro ACOSTA</b>			KTM		SPA		
8	1'37.334	24.322	14.176	29.191	29.645	296.7		Red Bull GASGAS Tech3		Runs=4		Total laps=24 Full laps=17 Valid laps=13		
9	1'37.190	24.200	14.230	29.115	29.645	289.5	<b>Run # 1</b>	Front Tyre Slick-Medium		Rear Tyre Slick-Soft				
10	1'37.347	24.271	14.304	29.162	29.610	288.0		New Tyre		New Tyre				
11	1'37.152	24.175	14.315	28.978	29.684	289.5	1	2'00.703	30.197	14.686	30.472	30.455	290.3	
12	1'40.192 P	28.256*	14.758	30.015	27.163	289.5	2	1'39.223	24.937	14.518	29.379	30.389	293.4	
<b>Run # 3</b>	Front Tyre Slick-Medium		Rear Tyre Slick-Soft				3	1'37.696	24.429	14.173	29.255	29.839	292.6	
	New Tyre		New Tyre				4	1'37.283	24.259	14.235	29.091	29.698	288.7	
13	1'46.721	30.840	14.410	31.643	29.828	293.4	5	1'39.233 *	25.825*	14.274	29.095	30.039	291.1	
14	1'36.890 *	24.121	14.028	29.005*	29.736*	294.2	6	1'37.658 *	24.655*	14.239	29.118	29.646	291.8	
15	1'36.420	24.191	14.109	28.884	29.236	293.4	7	1'37.140	24.259	14.185	29.134	29.562	293.4	
16	1'36.712 P	25.124	14.871	29.976	26.741	279.7	8	1'41.455	25.468	14.780	30.562	30.645	284.9	
<b>Run # 4</b>	Front Tyre Slick-Medium		Rear Tyre Slick-Soft				9	1'34.445 P	24.344	14.302	29.207	26.592	289.5	
	4 Laps at start		New Tyre											
17	1'42.090	27.947	14.471	29.419	30.253	294.2								

**Fastest Lap:** Francesco BAGNAIA      Ducati Lenovo Team      ITA      1'36.025      24.035      14.090      28.598      29.302

These data/results cannot be reproduced, stored and/or transmitted in whole or in part by any manner of electronic, mechanical, photocopying, recording, broadcasting or otherwise now known or herein after developed without the previous express consent by the copyright owner, except for reproduction in daily press and regular printed publications on sale to the public within 60 days of the event related to those data/results and always provided that copyright symbol appears together as follows below.  
© DORNA, 2024

# Practice

# MotoGP

Lap	Lap Time	T1	T2	T3	T4	Speed	Lap	Lap Time	T1	T2	T3	T4	Speed
<b>Run # 2</b>	Front Tyre Slick-Medium		Rear Tyre Slick-Medium		New Tyre		<b>8th</b>	<b>23</b>	Enea BASTIANINI		DUCATI		ITA
Ducati Lenovo Team													
Runs=4 Total laps=26 Full laps=19 Valid laps=17													
10	1'43.276 *	27.897	14.657	30.739*	29.983	288.7	<b>Run # 1</b>	Front Tyre Slick-Medium		Rear Tyre Slick-Medium		New Tyre	
11	<b>1'39.097</b>	24.465	14.304	30.521	29.807	291.8	1	2'20.751	29.477	14.955	30.487	30.531	285.7
12	<b>1'37.672</b>	24.427	14.317	29.206	29.722	290.3	2	<b>1'38.653</b>	24.929	14.425	29.539	29.760	289.5
13	<b>1'37.548</b>	24.297	14.332	29.168	29.751	289.5	3	<b>1'40.569</b>	24.614	14.365	30.350	31.240	288.7
14	<b>1'40.915</b>	25.907	14.488	29.792	30.728	288.7	4	<b>1'38.020</b>	24.591	14.390	29.400	29.639	289.5
15	1'38.897 *	24.544*	14.317	29.392	30.644	289.5	5	<b>1'37.908</b>	24.447	14.337	29.397	29.727	291.1
16	<b>1'37.734</b>	24.441	14.218	29.310	29.765	289.5	6	<b>1'37.834</b>	24.451	14.316	29.314	29.753	291.1
17	1'36.088 P	25.370	14.848	29.891	25.979	286.4	7	<b>1'41.882</b>	26.428	14.749	30.523	30.182	289.5
<b>Run # 3</b>	Front Tyre Slick-Medium		Rear Tyre Slick-Soft		New Tyre		8	<b>1'37.943</b>	24.576	14.367	29.367	29.633	291.1
18	1'43.493	29.824	14.668	29.375	29.626	292.6	9	<b>1'37.581</b>	24.520	14.334	29.227	29.500	290.3
19	<b>1'36.947</b>	24.236	14.096	29.070	29.545	293.4	10	1'36.712 P	25.877	14.546	30.198	26.091	287.2
20	1'36.295 P	27.607	14.265	29.118	25.305	291.8	<b>Run # 2</b>	Front Tyre Slick-Medium		Rear Tyre Slick-Medium		New Tyre	
<b>Run # 4</b>	Front Tyre Slick-Medium		Rear Tyre Slick-Soft		New Tyre		11	1'45.708	30.928	15.009	29.895	29.876	286.4
21	1'42.091	27.900	14.511	29.479	30.201	295.8	12	1'38.910 *	24.641	14.323	30.094	29.852*	291.1
22	1'38.426 *	24.240	14.340	29.670*	30.176	293.4	13	<b>1'37.721</b>	24.514	14.261	29.359	29.587	290.3
23	<b>1'36.439</b>	24.177	14.068	28.817	29.377	293.4	14	<b>1'37.685</b>	24.443	14.349	29.315	29.578	291.8
24	<b>2'02.675</b>	46.345	15.020	30.349	30.961	284.9	15	<b>1'37.730</b>	24.485	14.332	29.270	29.643	291.8
<b>7th</b>	<b>41</b>	Aleix ESPARGARO		APRILIA	SPA		16	<b>1'37.722</b>	24.463	14.290	29.381	29.588	289.5
		Aprilia Racing					17	<b>1'37.645</b>	24.404	14.323	29.324	29.594	288.7
		Runs=4 Total laps=20 Full laps=13 Valid laps=12					18	1'36.606 P	26.012	14.556	30.097	25.941	290.3
<b>Run # 1</b>	Front Tyre Slick-Medium		Rear Tyre Slick-Medium		New Tyre		<b>Run # 3</b>	Front Tyre Slick-Medium		Rear Tyre Slick-Soft		New Tyre	
1	2'24.678	28.443	14.844	30.450	30.201	284.9	19	1'45.263	31.183	14.583	29.750	29.747	291.8
2	<b>1'38.846</b>	24.912	14.376	29.567	29.991	288.0	20	<b>1'36.480</b>	24.116	14.174	28.962	29.228	291.8
3	<b>1'44.192</b>	24.425	14.247	35.786	29.734	289.5	21	<b>1'36.623</b>	24.227	14.058	29.081	29.257	293.4
4	<b>1'37.327</b>	24.244	14.286	29.107	29.690	288.7	22	1'36.991 P	25.959	14.516	30.086	26.430	288.0
5	1'36.211 P	24.235	14.767	30.328	26.881	280.5	<b>Run # 4</b>	Front Tyre Slick-Medium		Rear Tyre Slick-Soft		New Tyre	
<b>Run # 2</b>	Front Tyre Slick-Medium		Rear Tyre Slick-Soft		New Tyre		23	1'43.370	29.463	14.634	29.557	29.716	290.3
6	1'43.098	29.178	14.537	29.584	29.799	288.0	24	1'42.913 *	24.240	14.097	29.736*	34.840	293.4
7	<b>1'37.909</b>	24.520	14.397	29.182	29.810	286.4	25	<b>1'36.667</b>	24.284	14.150	28.992	29.241	295.0
8	<b>1'37.143</b>	24.249	14.199	29.047	29.648	289.5	26	<b>1'45.267</b>	30.692	15.019	29.829	29.727	274.1
9	1'37.336 *	24.332	14.214	28.983	29.807*	288.7	<b>9th</b>	<b>49</b>	Fabio DI GIANNANTONI		DUCATI		ITA
10	<b>1'37.317</b>	24.399	14.250	28.981	29.687	289.5			Pertamina Enduro VR46 Racing Team				
11	<b>1'37.319</b>	24.414	14.245	29.029	29.631	289.5			Runs=4 Total laps=21 Full laps=14 Valid laps=12				
12	<b>1'37.501</b>	24.407	14.341	28.987	29.766	289.5	<b>Run # 1</b>	Front Tyre Slick-Medium		Rear Tyre Slick-Medium		New Tyre	
13	1'42.574 P	27.336	15.536	31.389	28.313	274.1	1	1'57.653	29.171	15.098	31.252	30.691	280.5
<b>Run # 3</b>	Front Tyre Slick-Medium		Rear Tyre Slick-Soft		New Tyre		2	<b>1'39.046</b>	24.731	14.316	29.589	30.410	291.1
14	1'43.238	28.343	14.610	29.982	30.303	289.5	3	<b>1'38.199</b>	24.596	14.255	29.296	30.052	291.8
15	<b>1'36.788</b>	24.235	14.257	28.863	29.433	288.0	4	<b>1'38.800</b>	24.600	14.368	29.504	30.328	289.5
16	1'41.820 P	27.099	15.410	32.305	27.006	268.6	5	<b>1'38.340</b>	24.624	14.258	29.400	30.058	290.3
<b>Run # 4</b>	Front Tyre Slick-Medium		Rear Tyre Slick-Soft		New Tyre		6	1'38.283 *	24.670*	14.362	29.381	29.870	288.0
17	1'42.383	27.941	14.679	29.631	30.132	288.0	7	<b>1'37.673</b>	24.514	14.229	29.114	29.816	291.1
18	<b>1'36.695</b>	24.130	14.118	28.990	29.457	291.8	8	<b>1'37.487</b>	24.381	14.321	29.056	29.729	289.5
19	<b>1'36.446</b>	24.166	14.169	28.754	29.357	291.1	9	1'37.557 P	25.407	15.085	30.286	26.779	279.7
20	<b>1'45.632</b>	29.602	14.860	29.890	31.280	280.5	<b>Run # 2</b>	Front Tyre Slick-Medium		Rear Tyre Slick-Soft		New Tyre	
							10	1'45.601	31.659	14.598	29.486	29.858	287.2
							11	<b>1'36.989</b>	24.392	14.145	28.881	29.571	290.3

**Fastest Lap:** Francesco BAGNAIA      Ducati Lenovo Team      ITA      **1'36.025**      24.035      14.090      28.598      29.302

These data/results cannot be reproduced, stored and/or transmitted in whole or in part by any manner of electronic, mechanical, photocopying, recording, broadcasting or otherwise now known or herein after developed without the previous express consent by the copyright owner, except for reproduction in daily press and regular printed publications on sale to the public within 60 days of the event related to those data/results and always provided that copyright symbol appears together as follows below.  
© DORNA, 2024

# Practice

# MotoGP

Lap	Lap Time	T1	T2	T3	T4	Speed	Lap	Lap Time	T1	T2	T3	T4	Speed
12	<b>1'37.011</b>	24.187	14.259	28.995	29.570	285.7	<b>Run # 1</b>	<i>Front Tyre</i>	<b>Slick-Medium</b>	<i>Rear Tyre</i>	<b>Slick-Soft</b>		
13	1'36.591 P	25.553	14.795	30.052	26.191	281.2			<b>New Tyre</b>		<b>New Tyre</b>		
<b>Run # 3</b>	<i>Front Tyre</i>	<b>Slick-Medium</b>	<i>Rear Tyre</i>	<b>Slick-Soft</b>			1	1'57.231	29.458	15.188	30.756	31.170	282.7
		<b>New Tyre</b>		<b>New Tyre</b>			2	<b>1'38.281</b>	24.319	14.297	29.908	29.757	291.8
14	1'43.913	29.959	14.550	29.455	29.949	285.7	3	<b>1'37.566</b>	24.312	14.428	29.162	29.664	<b>295.8</b>
15	<b>1'36.719</b>	24.266	14.067	28.906	29.480	288.7	4	<b>1'36.794</b>	24.152	14.275	29.003	<b>29.364</b>	294.2
16	<b>1'36.636</b>	24.204	14.151	<b>28.767</b>	29.514	288.7	5	<b>1'37.190</b>	24.222	14.251	29.124	29.593	292.6
17	1'37.835 P	25.853	14.646	30.102	<b>27.234</b>	282.7	6	<b>1'37.322</b>	24.290	14.261	29.198	29.573	293.4
<b>Run # 4</b>	<i>Front Tyre</i>	<b>Slick-Medium</b>	<i>Rear Tyre</i>	<b>Slick-Soft</b>			7	<b>1'37.242</b>	24.203	14.293	29.086	29.660	293.4
		<b>4 Laps at start</b>		<b>New Tyre</b>			8	<b>1'37.244</b>	24.336	14.246	29.060	29.602	292.6
18	1'42.765	28.888	14.477	29.437	29.963	286.4	9	1'47.795 P	31.371	14.681	31.954	29.789	287.2
19	1'39.774 *	<b>24.151</b>	<b>14.031</b>	29.414*	32.178	291.1	<b>Run # 2</b>	<i>Front Tyre</i>	<b>Slick-Medium</b>	<i>Rear Tyre</i>	<b>Slick-Soft</b>		
20	<b>1'36.536</b>	24.197	14.164	28.866	<b>29.309</b>	290.3			<b>9 Laps at start</b>		<b>9 Laps at start</b>		
21	<b>1'52.503</b>	33.262	15.171	30.984	33.086	265.3	10	1'45.611	30.938	14.780	29.929	29.964	291.1

**10th 73 Alex MARQUEZ** DUCATI SPA  
 Gresini Racing MotoGP  
 Runs=5 Total laps=24 Full laps=15 Valid laps=12

Run #	Front Tyre	Slick-Medium	Rear Tyre	Slick-Medium	Speed
<b>Run # 1</b>	<i>Front Tyre</i>	<b>Slick-Medium</b>	<i>Rear Tyre</i>	<b>Slick-Medium</b>	
		<b>New Tyre</b>		<b>New Tyre</b>	
1	1'53.711	28.605	15.104	31.031	30.956 281.9
2	<b>1'39.336</b>	24.797	14.491	29.755	30.293 285.7
3	<b>1'37.793</b>	24.462	14.287	29.192	29.852 289.5
4	<b>1'37.192</b>	24.295	14.273	28.979	29.645 288.7
5	<b>1'37.707</b>	24.462	14.287	29.144	29.814 288.7
6	<b>1'37.304</b>	24.314	14.330	28.932	29.728 287.2
7	<b>1'37.542</b>	24.300	14.470	28.992	29.780 286.4
8	<b>1'39.118</b>	24.288	14.347	30.129	30.354 287.2
9	1'34.472 P	24.320	14.459	29.188	26.505 284.2
<b>Run # 2</b>	<i>Front Tyre</i>	<b>Slick-Medium</b>	<i>Rear Tyre</i>	<b>Slick-Soft</b>	
		<b>9 Laps at start</b>		<b>6 Laps at start</b>	
10	1'43.775	28.339	14.838	30.124	30.474 284.2
11	1'38.147 *	24.407	14.397	29.509*	29.834 286.4
12	<b>1'37.250</b>	24.277	14.318	28.931	29.724 288.0
13	1'10.632 P	24.242	14.362	28.974	10'03.054 287.2

Run #	Front Tyre	Slick-Soft	Rear Tyre	Slick-Medium	Speed
<b>Run # 3</b>	<i>Front Tyre</i>	<b>Slick-Soft</b>	<i>Rear Tyre</i>	<b>Slick-Medium</b>	
		<b>6 Laps at start</b>		<b>9 Laps at start</b>	
14	1'45.315	28.760	14.892	30.686	30.977 284.9
15	1'39.198 *	24.754	14.511	29.528	30.405* 288.0
16	1'35.399 P	24.751	14.424	29.898	26.326 288.0
<b>Run # 4</b>	<i>Front Tyre</i>	<b>Slick-Medium</b>	<i>Rear Tyre</i>	<b>Slick-Soft</b>	
		<b>New Tyre</b>		<b>New Tyre</b>	
17	1'44.183	29.714	14.702	29.675	30.092 286.4
18	<b>1'37.015</b>	24.244	14.249	28.919	29.603 289.5
19	<b>1'36.539</b>	<b>24.061</b>	14.162	<b>28.738</b>	29.578 <b>291.1</b>
20	1'36.409 P	25.968	14.516	29.873	26.052 284.2
<b>Run # 5</b>	<i>Front Tyre</i>	<b>Slick-Medium</b>	<i>Rear Tyre</i>	<b>Slick-Soft</b>	
		<b>4 Laps at start</b>		<b>New Tyre</b>	
21	1'40.706	27.007	14.445	29.270	29.984 289.5
22	1'40.939 *	26.017	14.292	29.607*	31.023 288.7
23	<b>1'36.660</b>	24.128	14.217	28.849	<b>29.466</b> 288.7
24	<b>1'37.121</b>	24.162	<b>14.152</b>	29.196	29.611 291.1

**11th 33 Brad BINDER** KTM RSA  
 Red Bull KTM Factory Racing  
 Runs=4 Total laps=22 Full laps=15 Valid laps=12

Run #	Front Tyre	Slick-Medium	Rear Tyre	Slick-Soft	Speed
<b>Run # 2</b>	<i>Front Tyre</i>	<b>Slick-Medium</b>	<i>Rear Tyre</i>	<b>Slick-Soft</b>	
		<b>9 Laps at start</b>		<b>9 Laps at start</b>	
10	1'45.611	30.938	14.780	29.929	29.964 291.1
11	1'38.684 *	24.525	14.312	29.476*	30.371 293.4
12	<b>1'37.376</b>	24.296	14.310	29.172	29.598 293.4
13	1'37.905 *	24.413	14.359	29.125	30.008* 292.6
14	1'37.564 *	24.346	14.296	29.112	29.810* 291.1
15	<b>1'37.745</b>	24.391	14.377	29.259	29.718 291.8
16	<b>1'37.950</b>	24.376	14.363	29.305	29.906 290.3
17	1'41.727 P	30.529	14.510	29.323	27.365 289.5
<b>Run # 3</b>	<i>Front Tyre</i>	<b>Slick-Medium</b>	<i>Rear Tyre</i>	<b>Slick-Soft</b>	
		<b>New Tyre</b>		<b>New Tyre</b>	
18	1'45.435	30.385	14.867	29.971	30.212 286.4
19	<b>1'36.644</b>	24.159	14.226	<b>28.794</b>	29.465 293.4
20	<b>1'36.814</b>	24.081	14.260	28.913	29.560 291.8
21	1'41.769 P	31.125	14.282	29.674*	26.688 295.8
<b>Run # 4</b>	<i>Front Tyre</i>	<b>Slick-Medium</b>	<i>Rear Tyre</i>	<b>Slick-Soft</b>	
		<b>4 Laps at start</b>		<b>New Tyre</b>	
22	1'42.892	28.722	14.511	29.806	29.853 292.6
	unfinished	<b>23.894</b>	<b>14.091</b>		293.4

**12th 21 Franco MORBIDELLI** DUCATI ITA  
 Prima Pramac Racing  
 Runs=4 Total laps=22 Full laps=15 Valid laps=13

Run #	Front Tyre	Slick-Medium	Rear Tyre	Slick-Soft	Speed
<b>Run # 1</b>	<i>Front Tyre</i>	<b>Slick-Medium</b>	<i>Rear Tyre</i>	<b>Slick-Soft</b>	
		<b>New Tyre</b>		<b>New Tyre</b>	
1	1'54.182	29.219	15.013	31.366	30.731 276.2
2	<b>1'39.395</b>	24.601	14.390	29.996	30.408 291.8
3	<b>1'37.796</b>	24.601	14.218	29.274	29.703 <b>293.4</b>
4	<b>1'37.531</b>	24.365	14.267	29.148	29.751 291.8
5	<b>1'37.219</b>	24.224	14.184	29.155	29.656 292.6
6	<b>1'47.515</b>	29.202	17.672	30.636	30.005 235.8
7	1'35.372 P	24.304	14.308	29.133	27.627 288.7
<b>Run # 2</b>	<i>Front Tyre</i>	<b>Slick-Medium</b>	<i>Rear Tyre</i>	<b>Slick-Soft</b>	
		<b>7 Laps at start</b>		<b>7 Laps at start</b>	
8	1'44.468	29.607	14.766	29.941	30.154 288.0
9	<b>1'37.904</b>	24.442	14.322	29.374	29.766 288.7
10	<b>1'37.629</b>	24.415	14.276	29.246	29.692 289.5
11	<b>1'37.176</b>	24.239	14.264	29.037	29.636 288.7
12	1'40.809 *	24.350	14.287	30.051*	32.121 288.7
13	<b>1'39.484</b>	24.569	14.437	30.586	29.892 285.7
14	1'38.688 P	24.282	14.280	29.613	30.513 289.5

**Fastest Lap:** Francesco BAGNAIA Ducati Lenovo Team ITA **1'36.025** 24.035 14.090 28.598 29.302

These data/results cannot be reproduced, stored and/or transmitted in whole or in part by any manner of electronic, mechanical, photocopying, recording, broadcasting or otherwise now known or herein after developed without the previous express consent by the copyright owner, except for reproduction in daily press and regular printed publications on sale to the public within 60 days of the event related to those data/results and always provided that copyright symbol appears together as follows below.  
 © DORNA, 2024



# Practice

# MotoGP

Lap	Lap Time	T1	T2	T3	T4	Speed	Lap	Lap Time	T1	T2	T3	T4	Speed
Run # 3	Front Tyre Slick-Medium		Rear Tyre Slick-Soft				4	1'38.684	24.668	14.354	29.502	30.160	300.0
	New Tyre		New Tyre				5	1'43.383	P 32.329*	14.655	30.322	26.077	286.4
15	1'43.932	29.801	14.625	29.576	29.930	287.2	Run # 2	Front Tyre Slick-Medium		Rear Tyre Slick-Medium			
16	1'37.293	24.456	14.260	29.023	29.554	288.0		New Tyre		New Tyre			
17	1'36.711	24.125	14.149	28.932	29.505	291.1	6	1'46.542	30.341	14.839	30.581	30.781	288.7
18	1'48.331	P 29.956	14.814	32.545	31.016	286.4	7	1'39.189	24.802	14.442	29.769	30.176	294.2
Run # 4	Front Tyre Slick-Medium		Rear Tyre Slick-Soft				8	1'37.835	24.482	14.279	29.306	29.768	295.8
	4 Laps at start		New Tyre				9	1'38.232	24.487	14.315	29.448	29.982	295.0
19	1'44.821	30.163	14.504	29.941	30.213	290.3	10	1'37.746	24.501	14.314	29.164	29.767	296.7
20	1'38.369	* 24.522	14.284	29.761*	29.802	288.7	11	1'38.415	24.528	14.353	29.561	29.973	295.0
21	1'40.879	24.076	14.494	32.485	29.824	262.1	12	1'35.977	P 24.995	14.490	30.141	26.351	293.4
22	1'44.668	24.237	14.173	34.589	31.669	291.1	Run # 3	Front Tyre Slick-Medium		Rear Tyre Slick-Soft			
								7 Laps at start		New Tyre			

**13th 43 Jack MILLER** KTM AUS  
 Red Bull KTM Factory Racing  
 Runs=4 Total laps=22 Full laps=15 Valid laps=12

Run #	Front Tyre	Slick-Medium	Rear Tyre	Slick-Medium	Speed
1	1'56.024	29.014	15.038	31.008	30.782
2	1'40.385	25.125	14.621	30.154	30.485
3	1'38.548	24.531	14.421	29.369	30.227
4	1'48.594	33.542	14.827	30.021	30.204
5	1'39.393	* 24.959*	14.745	29.466	30.223
6	1'40.682	* 26.148*	14.865	29.490	30.179
7	1'37.727	24.429	14.343	29.049	29.906
8	1'37.857	24.402	14.448	29.092	29.915
9	1'37.178	P 24.752	15.297	30.177	26.952

Run #	Front Tyre	Slick-Medium	Rear Tyre	Slick-Medium	Speed
10	1'45.629	* 29.370	15.766	30.517*	29.976
11	1'37.788	24.367	14.289	29.051	30.081
12	1'37.736	24.446	14.351	29.053	29.886
13	1'37.683	24.380	14.383	29.104	29.816
14	1'37.578	24.357	14.375	29.083	29.763
15	1'39.591	P 26.493*	15.181	31.320	26.597

Run #	Front Tyre	Slick-Soft	Rear Tyre	Slick-Soft	Speed
16	1'53.792	31.677	15.063	36.931	30.121
17	1'37.283	24.223	14.299	28.864	29.897
18	1'47.748	24.845	17.283	35.352	30.268
19	7'22.114	P 24.206	14.294		291.1

Run #	Front Tyre	Slick-Medium	Rear Tyre	Slick-Soft	Speed
20	1'55.919	28.414	15.096	40.329	32.080
21	1'47.078	* 24.240	14.147	32.790*	35.901
22	1'36.900	24.161	14.139	29.000	29.600
	PIT	25.641	16.162	40.001	27.395

**14th 26 Daniel PEDROSA** KTM SPA  
 Red Bull KTM Factory Racing  
 Runs=5 Total laps=23 Full laps=14 Valid laps=13

Run #	Front Tyre	Slick-Soft	Rear Tyre	Slick-Medium	Speed
1	1'55.869	31.219	15.116	30.995	30.893
2	1'39.803	25.212	14.524	29.831	30.236
3	1'39.051	24.845	14.351	29.711	30.144

**15th 42 Alex RINS** YAMAHA SPA  
 Monster Energy Yamaha MotoGP Team  
 Runs=4 Total laps=23 Full laps=16 Valid laps=12

Run #	Front Tyre	Slick-Medium	Rear Tyre	Slick-Soft	Speed
1	2'00.925	29.475	15.117	30.842	30.489
2	1'39.619	24.850	14.600	29.979	30.190
3	1'38.057	24.642	14.399	29.279	29.737
4	1'38.220	24.508	14.352	29.361	29.999
5	1'40.202	* 25.896*	14.466	29.646	30.194
6	1'40.987	* 26.638*	14.487	29.602	30.260
7	1'38.001	24.552	14.393	29.152	29.904
8	1'44.406	P 29.173	17.745	30.291	27.197

**Run # 1** Front Tyre Slick-Medium Rear Tyre Slick-Soft  
 New Tyre New Tyre

Run #	Front Tyre	Slick-Medium	Rear Tyre	Slick-Soft	Speed
9	1'44.026	29.078	14.738	29.927	30.283
10	1'38.079	24.583	14.332	29.218	29.946
11	1'37.936	24.445	14.316	29.286	29.889
12	1'41.300	26.413	14.573	29.903	30.411
13	1'40.336	24.911	14.998	29.742	30.685
14	1'38.694	24.710	14.501	29.365	30.118
15	1'41.126	P 27.310	15.503	30.977	27.336

Run #	Front Tyre	Slick-Medium	Rear Tyre	Slick-Soft	Speed	
Run # 2	Front Tyre Slick-Medium		Rear Tyre Slick-Soft			
	8 Laps at start		8 Laps at start			
16	1'46.908	31.314	15.112	30.629	29.853	
17	1'37.321	* 24.533	14.176	28.981*	29.631*	

Run #	Front Tyre	Slick-Medium	Rear Tyre	Slick-Soft	Speed	
Run # 3	Front Tyre Slick-Medium		Rear Tyre Slick-Soft			
	New Tyre		New Tyre			

**Fastest Lap:** Francesco BAGNAIA Ducati Lenovo Team ITA 1'36.025 24.035 14.090 28.598 29.302

These data/results cannot be reproduced, stored and/or transmitted in whole or in part by any manner of electronic, mechanical, photocopying, recording, broadcasting or otherwise now known or herein after developed without the previous express consent by the copyright owner, except for reproduction in daily press and regular printed publications on sale to the public within 60 days of the event related to those data/results and always provided that copyright symbol appears together as follows below.  
 © DORNA, 2024



# Practice

# MotoGP

Lap	Lap Time	T1	T2	T3	T4	Speed
18	<b>1'36.959</b>	24.293	14.205	29.019	29.442	292.6
19	1'35.994 P	25.290	14.520	29.676	26.508	290.3
<b>Run # 4</b>	Front Tyre Slick-Medium		Rear Tyre Slick-Soft			
4 Laps at start						
20	1'42.821	26.795	14.223	29.528	32.275	295.0
21	1'49.757 *	26.484	14.287	35.987*	32.999	293.4
22	<b>1'37.470</b>	24.417	14.247	29.074	29.732	291.8
23	<b>1'47.075</b>	30.344	15.298	30.265	31.168	280.5

**16th 30** **Takaaki NAKAGAMI** HONDA JPN  
 IDEMITSU Honda LCR  
 Runs=5 Total laps=24 Full laps=15 Valid laps=13

Run #	Front Tyre	Slick-Medium	Rear Tyre	Slick-Medium	Speed	
<b>Run # 1</b>	Front Tyre Slick-Medium		Rear Tyre Slick-Medium			
New Tyre						
1	1'58.665	31.788	15.248	31.578	276.2	
2	<b>1'40.742</b>	25.058	14.553	30.346	286.4	
3	<b>1'39.381</b>	24.908	14.416	29.854	288.0	
4	<b>1'38.454</b>	24.660	14.350	29.415	30.029	291.1
5	1'44.183 *	28.005*	14.718	31.097	30.363	287.2
6	1'35.297 P	24.613*	14.366	29.674	26.644	289.5

Run #	Front Tyre	Slick-Medium	Rear Tyre	Slick-Medium	Speed	
<b>Run # 2</b>	Front Tyre Slick-Medium		Rear Tyre Slick-Medium			
6 Laps at start						
7	1'46.636	29.364	15.209	31.298	30.765	272.0
8	<b>1'40.118</b>	24.939	14.872	29.789	30.518	284.9
9	<b>1'38.464</b>	24.527	14.444	29.385	30.108	286.4
10	<b>1'38.472</b>	24.467	14.473	29.382	30.150	285.7
11	1'42.957 *	28.142	14.541	30.033*	30.241	289.5
12	1'36.257 P	24.473	14.481	31.268	26.035	284.9

Run #	Front Tyre	Slick-Medium	Rear Tyre	Slick-Soft	Speed	
<b>Run # 3</b>	Front Tyre Slick-Medium		Rear Tyre Slick-Soft			
12 Laps at start						
13	1'49.611	31.738	15.719	31.227	30.927	251.1
14	<b>1'39.088</b>	24.777	14.506	29.626	30.179	284.2
15	<b>1'37.826</b>	24.408	14.341	29.194	29.883	287.2
16	1'39.582 P	26.081	16.193	30.995	26.313	279.0

Run #	Front Tyre	Slick-Medium	Rear Tyre	Slick-Soft	Speed	
<b>Run # 4</b>	Front Tyre Slick-Medium		Rear Tyre Slick-Soft			
New Tyre						
17	1'48.620	31.610	15.305	31.213	30.492	281.2
18	<b>1'39.407</b>	25.249	14.554	29.588	30.016	287.2
19	<b>1'37.589</b>	24.358	14.311	29.122	29.798	286.4
20	1'37.381 P	26.405	14.852	30.403	25.721	277.6

Run #	Front Tyre	Slick-Medium	Rear Tyre	Slick-Soft	Speed	
<b>Run # 5</b>	Front Tyre Slick-Medium		Rear Tyre Slick-Soft			
4 Laps at start						
21	1'45.613	28.997	15.075	31.224	30.317	287.2
22	<b>1'37.432</b>	24.278	14.260	29.073	29.821	288.7
23	<b>1'45.293</b>	28.199	16.052	30.714	30.328	247.7
24	<b>1'36.969</b>	24.152	14.296	28.917	29.604	285.7

**17th 25** **Raul FERNANDEZ** APRILIA SPA  
 Trackhouse Racing  
 Runs=5 Total laps=21 Full laps=12 Valid laps=11

Run #	Front Tyre	Slick-Medium	Rear Tyre	Slick-Medium	Speed	
<b>Run # 1</b>	Front Tyre Slick-Medium		Rear Tyre Slick-Medium			
New Tyre						
1	2'30.024	31.980	14.921	30.390	30.310	285.7
2	<b>1'38.300</b>	24.749	14.358	29.391	29.802	288.7
3	<b>1'37.978</b>	24.604	14.304	29.408	29.662	288.7
4	12'57.088 P	24.429	14.428	29.272	11'48.959	284.9

Lap	Lap Time	T1	T2	T3	T4	Speed
<b>Run # 2</b>	Front Tyre Slick-Soft		Rear Tyre Slick-Soft			
New Tyre						
5	1'44.682	30.155	14.671	29.799	30.057	286.4
6	<b>1'37.866</b>	24.393	14.411	29.314	29.748	285.7
7	<b>1'37.602</b>	24.354	14.335	29.138	29.775	285.7
8	<b>1'42.229</b>	27.526	14.534	29.818	30.351	285.7
9	1'35.993 P	24.574	14.493	29.528	27.398	283.4

Run #	Front Tyre	Slick-Soft	Rear Tyre	Slick-Soft	Speed	
<b>Run # 3</b>	Front Tyre Slick-Soft		Rear Tyre Slick-Soft			
5 Laps at start						
10	1'52.426	35.712	14.789	30.319	31.606	287.2
11	<b>1'38.821</b>	24.775	14.408	29.585	30.053	286.4
12	<b>1'37.795</b>	24.440	14.297	29.193	29.865	288.7
13	1'36.900 P	25.580	14.494	29.807	27.019	288.0

Run #	Front Tyre	Slick-Medium	Rear Tyre	Slick-Soft	Speed	
<b>Run # 4</b>	Front Tyre Slick-Medium		Rear Tyre Slick-Soft			
New Tyre						
14	1'46.993	32.313	14.578	29.827	30.275	288.7
15	<b>1'37.502</b>	24.363	14.346	29.231	29.562	290.3
16	<b>1'37.111</b>	24.142	14.245	29.073	29.651	291.1
17	1'36.391 P	25.837	14.541	29.827	26.186	288.7

Run #	Front Tyre	Slick-Medium	Rear Tyre	Slick-Soft	Speed	
<b>Run # 5</b>	Front Tyre Slick-Medium		Rear Tyre Slick-Soft			
4 Laps at start						
18	1'48.502	29.142	14.632	31.964	32.764	291.8
19	1'52.496 *	24.978	14.336	39.801*	33.381	291.8
20	<b>1'38.262</b>	24.606	14.525	29.435	29.696	284.9
21	<b>1'37.144</b>	24.207	14.214	29.093	29.630	290.3

**18th 5** **Johann ZARCO** HONDA FRA  
 CASTROL Honda LCR  
 Runs=4 Total laps=23 Full laps=16 Valid laps=14

Run #	Front Tyre	Slick-Medium	Rear Tyre	Slick-Medium	Speed	
<b>Run # 1</b>	Front Tyre Slick-Medium		Rear Tyre Slick-Medium			
New Tyre						
1	1'57.923	29.003	14.943	31.152	30.633	279.0
2	<b>1'39.825</b>	25.035	14.549	30.033	30.208	290.3
3	<b>1'38.806</b>	24.614	14.392	29.790	30.010	294.2
4	<b>1'43.263</b>	28.392	14.781	29.997	30.093	285.7
5	1'38.388 *	24.622*	14.312	29.565	29.889	291.1
6	1'35.245 P	24.688*	14.361	29.540	26.656	289.5

Run #	Front Tyre	Slick-Medium	Rear Tyre	Slick-Medium	Speed	
<b>Run # 2</b>	Front Tyre Slick-Medium		Rear Tyre Slick-Medium			
6 Laps at start						
7	1'44.795	29.060	15.000	30.312	30.423	281.9
8	<b>1'39.013</b>	24.747	14.478	29.659	30.129	286.4
9	<b>1'38.391</b>	24.654	14.433	29.391	29.913	288.0
10	<b>1'38.317</b>	24.539	14.373	29.471	29.934	288.0
11	<b>1'38.585</b>	24.540	14.371	29.565	30.109	288.7
12	<b>1'39.033</b>	24.704	14.524	29.645	30.160	285.7
13	<b>1'38.787</b>	24.656	14.481	29.601	30.049	289.5
14	1'40.817 P	27.107	14.542	29.774	29.394	284.9

Run #	Front Tyre	Slick-Medium	Rear Tyre	Slick-Soft	Speed	
<b>Run # 3</b>	Front Tyre Slick-Medium		Rear Tyre Slick-Soft			
New Tyre						
15	1'44.000	28.745	14.728	30.262	30.265	286.4
16	<b>1'37.885</b>	24.489	14.324	29.292	29.780	288.0
17	<b>1'48.254</b>	24.466	20.796	33.074	29.918	185.2
18	<b>1'37.280</b>	24.358	14.134	29.245	29.543	290.3
19	1'39.628 P	28.772	14.973	30.280	25.603	288.7

**Fastest Lap:** Francesco BAGNAIA Ducati Lenovo Team ITA **1'36.025** 24.035 14.090 28.598 29.302

These data/results cannot be reproduced, stored and/or transmitted in whole or in part by any manner of electronic, mechanical, photocopying, recording, broadcasting or otherwise now known or herein after developed without the previous express consent by the copyright owner, except for reproduction in daily press and regular printed publications on sale to the public within 60 days of the event related to those data/results and always provided that copyright symbol appears together as follows below.  
 © DORNA, 2024





Practice

MotoGP

Lap	Lap Time	T1	T2	T3	T4	Speed	Lap	Lap Time	T1	T2	T3	T4	Speed				
Run # 4	Front Tyre Slick-Medium			Rear Tyre Slick-Soft			Run # 2	Front Tyre Slick-Hard			Rear Tyre Slick-Medium						
5 Laps at start						New Tyre						7 Laps at start					
20	1'51.589	28.511	15.575	37.423	30.080	289.5	8	1'44.641	29.498	14.922	29.961	30.260	286.4				
21	1'38.341	*	24.468	14.179	29.559*	30.135	9	<b>1'44.197</b>	24.503	14.375	35.384	29.935	291.1				
22	<b>1'37.277</b>	<b>24.357</b>	14.163	<b>29.164</b>	29.593	294.2	10	9'07.556	P	24.351	14.296		291.8				
23	<b>1'50.857</b>	34.065	16.236	29.773	30.783	284.9	Run # 3	Front Tyre Slick-Medium			Rear Tyre Slick-Soft						

**19th 88 Miguel OLIVEIRA** APRILIA POR  
Trackhouse Racing  
Runs=4 Total laps=24 Full laps=17 Valid laps=12

Run #	1	Front Tyre	Slick-Medium	Rear Tyre	Slick-Medium	Speed
New Tyre						New Tyre
1	2'09.390	29.720	15.120	31.100	30.802	280.5
2	<b>1'38.849</b>	24.825	14.431	29.649	29.944	287.2
3	<b>1'42.690</b>	27.468	14.815	30.106	30.301	288.0
4	<b>1'37.852</b>	24.511	14.312	29.401	29.628	288.7
5	1'39.837	*	24.664*	14.347	29.963	30.863
6	1'37.996	*	24.529*	14.415	29.392	29.660
7	<b>1'37.699</b>	24.430	14.367	29.176	29.726	289.5
8	1'39.439	P	26.585	15.182	30.931	26.741

Run #	2	Front Tyre	Slick-Medium	Rear Tyre	Slick-Soft	Speed
8 Laps at start						New Tyre
9	1'46.052	31.024	14.782	30.190	30.056	281.9
10	1'39.470	*	25.088	14.403	29.868*	30.111
11	<b>1'37.726</b>	24.450	14.398	29.195	29.683	286.4
12	<b>1'37.624</b>	24.382	14.390	<b>29.156</b>	29.696	283.4
13	<b>1'42.833</b>	26.828	14.877	30.792	30.336	284.9
14	<b>1'38.215</b>	24.494	14.443	29.358	29.920	282.7
15	1'40.201	*	25.012*	14.777	30.090	30.322
16	9'44.110	P	24.398	14.290	29.300	8'36.122

Run #	3	Front Tyre	Slick-Medium	Rear Tyre	Slick-Soft	Speed
4 Laps at start						New Tyre
17	1'45.647	30.387	14.636	30.308	30.316	287.2
18	<b>1'38.194</b>	24.576	14.358	29.428	29.832	290.3
19	<b>1'37.522</b>	24.407	14.263	29.210	29.642	290.3
20	1'40.132	P	27.484	15.219	30.665	26.764

Run #	4	Front Tyre	Slick-Medium	Rear Tyre	Slick-Soft	Speed
4 Laps at start						New Tyre
21	1'42.740	28.442	14.542	29.862	29.894	291.1
22	1'38.302	*	24.369	<b>14.179</b>	29.787*	29.967
23	<b>1'37.342</b>	<b>24.327</b>	14.236	29.230	<b>29.549</b>	291.8
24	<b>1'38.527</b>	24.455	14.346	29.556	30.170	291.1

**20th 20 Fabio QUARTARARO** YAMAHA FRA  
Monster Energy Yamaha MotoGP Team  
Runs=5 Total laps=22 Full laps=13 Valid laps=11

Run #	1	Front Tyre	Slick-Medium	Rear Tyre	Slick-Medium	Speed
New Tyre						New Tyre
1	2'21.896	29.047	15.127	30.549	30.525	288.7
2	<b>1'38.521</b>	24.664	14.449	29.395	30.013	291.8
3	<b>1'37.868</b>	24.441	14.343	29.265	29.819	291.1
4	<b>1'37.909</b>	24.358	14.450	29.258	29.843	290.3
5	1'40.144	*	24.324*	14.351	31.534	29.935
6	<b>1'37.782</b>	24.382	14.256	29.286	29.858	<b>295.0</b>
7	1'37.331	P	25.717	14.840	30.127	26.647

Run #	3	Front Tyre	Slick-Medium	Rear Tyre	Slick-Soft	Speed
7 Laps at start						New Tyre
11	1'45.085	30.244	14.677	30.028	30.136	289.5
12	<b>1'37.860</b>	24.374	14.319	29.217	29.950	288.7
13	<b>1'37.733</b>	24.391	14.280	29.221	29.841	289.5
14	<b>1'37.895</b>	24.423	14.325	29.217	29.930	291.8
15	1'38.357	P	27.292	14.688	29.769	26.608

Run #	4	Front Tyre	Slick-Medium	Rear Tyre	Slick-Soft	Speed
New Tyre						New Tyre
16	1'42.403	28.127	14.546	29.819	29.911	291.8
17	<b>1'37.382</b>	24.301	14.320	<b>29.080</b>	<b>29.681</b>	293.4
18	<b>1'37.524</b>	24.351	14.288	29.175	29.710	291.1
19	1'37.466	P	26.812	15.016	29.731	25.907

Run #	5	Front Tyre	Slick-Medium	Rear Tyre	Slick-Soft	Speed
4 Laps at start						New Tyre
20	1'43.360	27.289	14.379	29.573	32.119	293.4
21	1'46.971	*	24.367	<b>14.255</b>	33.655*	34.694
22	<b>1'37.540</b>	<b>24.300</b>	14.329	29.219	29.692	291.1
	PIT	33.303	15.032	30.571	27.801	285.7

**21st 36 Joan MIR** HONDA SPA  
Repsol Honda Team  
Runs=5 Total laps=26 Full laps=17 Valid laps=14

Run #	1	Front Tyre	Slick-Medium	Rear Tyre	Slick-Medium	Speed
New Tyre						New Tyre
1	1'57.713	30.024	15.098	31.146	31.034	282.7
2	<b>1'39.699</b>	25.125	14.514	29.870	30.190	288.7
3	<b>1'38.953</b>	24.709	14.536	29.641	30.067	<b>293.4</b>
4	<b>1'38.375</b>	24.552	14.416	29.434	29.973	289.5
5	1'42.773	*	26.914*	14.560	31.174	30.125
6	1'41.971	*	27.027*	14.683	29.983	30.278
7	1'38.456	P	24.812	14.513	29.694	29.437

Run #	2	Front Tyre	Slick-Medium	Rear Tyre	Slick-Medium	Speed
7 Laps at start						7 Laps at start
8	1'44.297	29.116	14.815	30.101	30.265	285.7
9	<b>1'39.165</b>	24.850	14.535	29.608	30.172	288.0
10	<b>1'38.855</b>	24.666	14.496	29.541	30.152	286.4
11	<b>1'38.824</b>	24.597	14.528	29.549	30.150	281.9
12	<b>1'38.637</b>	24.622	14.443	29.491	30.081	289.5
13	1'41.401	P	28.627	14.920	30.334	27.520

Run #	3	Front Tyre	Slick-Soft	Rear Tyre	Slick-Soft	Speed
New Tyre						New Tyre
14	1'45.627	30.829	14.708	29.829	30.261	286.4
15	<b>1'38.484</b>	24.622	14.463	29.503	29.896	288.0
16	<b>1'38.208</b>	24.502	14.343	29.272	30.091	289.5
17	<b>1'42.406</b>	27.261	14.923	30.051	30.171	284.2
18	1'34.890	P	24.487	14.449	29.339	26.615

Run #	4	Front Tyre	Slick-Medium	Rear Tyre	Slick-Soft	Speed
New Tyre						New Tyre
19	1'49.049	34.505	14.684	29.679	30.181	289.5

**Fastest Lap:** Francesco BAGNAIA Ducati Lenovo Team ITA **1'36.025** 24.035 14.090 28.598 29.302

These data/results cannot be reproduced, stored and/or transmitted in whole or in part by any manner of electronic, mechanical, photocopying, recording, broadcasting or otherwise now known or herein after developed without the previous express consent by the copyright owner, except for reproduction in daily press and regular printed publications on sale to the public within 60 days of the event related to those data/results and always provided that copyright symbol appears together as follows below.  
© DORNA, 2024



# Practice

# MotoGP

Lap	Lap Time	T1	T2	T3	T4	Speed	Lap	Lap Time	T1	T2	T3	T4	Speed	
20	<b>1'37.817</b>	24.506	14.366	29.209	29.736	287.2	<b>Run # 2</b>	<i>Front Tyre</i> Slick-Medium	<i>Rear Tyre</i> Slick-Soft					
21	<b>1'37.659</b>	24.343	14.340	29.097	29.879	291.8				6 Laps at start			6 Laps at start	
22	1'39.642	P 29.073	14.929	29.820	25.820	286.4	7	1'45.820	30.452	14.828	30.172	30.368	285.7	
<b>Run # 5</b>							<i>Front Tyre</i> Slick-Medium		<i>Rear Tyre</i> Slick-Soft					
							4 Laps at start		New Tyre					
23	1'40.902	27.206	14.425	29.339	29.932	291.1	8	<b>1'42.533</b>	25.597	15.021	31.656	30.259	275.5	
24	1'40.651	* 25.977	14.385	29.387*	30.902	290.3	9	<b>1'38.964</b>	24.678	14.445	29.651	30.190	289.5	
25	<b>1'37.476</b>	24.373	14.306	29.061	29.736	288.7	10	<b>1'38.705</b>	24.642	14.437	29.520	30.106	290.3	
26	<b>1'44.279</b>	25.388	16.280	31.717	30.894	285.7	11	<b>1'38.902</b>	24.664	14.460	29.717	30.061	288.0	
							12	1'40.551	P 26.165	15.088	32.600	26.698	278.3	

**22nd 37** **Augusto FERNANDEZ** KTM SPA  
 Red Bull GASGAS Tech3  
 Runs=4 Total laps=23 Full laps=16 Valid laps=12

Run #	Front Tyre	Slick-Medium	Rear Tyre	Slick-Soft	Speed
<b>Run # 1</b>					
		New Tyre		New Tyre	
1	2'02.816	32.296	15.153	30.991	31.250 281.9
2	<b>1'40.584</b>	25.246	14.654	29.865	30.819 284.9
3	<b>1'39.538</b>	25.036	14.567	29.670	30.265 288.0
4	<b>1'41.095</b>	24.777	14.629	31.367	30.322 282.7
5	1'39.209	* 24.763*	14.655	29.571	30.220 287.2
6	1'40.916	* 25.320*	15.683	29.786	30.127 270.6
7	<b>1'38.585</b>	24.555	14.455	29.535	30.040 285.7
8	<b>1'38.280</b>	24.401	14.487	29.348	30.044 284.2
9	1'45.712	P 30.984	16.223	31.529	26.976 261.5

Run #	Front Tyre	Slick-Medium	Rear Tyre	Slick-Medium	Speed
<b>Run # 2</b>					
		9 Laps at start		New Tyre	
10	1'58.600	39.874	15.508	32.499	30.719 279.7
11	1'38.632	* 24.783	14.472	29.338	30.039* 287.2
12	<b>1'38.451</b>	24.576	14.562	29.348	29.965 281.2
13	<b>1'40.612</b>	24.498	14.551	31.441	30.122 283.4
14	<b>1'41.415</b>	24.644	14.557	31.649	30.565 284.9
15	<b>1'40.590</b>	24.768	14.752	30.109	30.961 281.9
16	1'40.787	P 24.756	14.741	34.707	26.583 281.9

Run #	Front Tyre	Slick-Medium	Rear Tyre	Slick-Soft	Speed
<b>Run # 3</b>					
		New Tyre		New Tyre	
17	2'08.597	43.539	18.454	34.564	32.040 138.8
18	<b>1'37.611</b>	24.496	14.327	29.011	29.777 288.7
19	1'39.864	P 27.568	15.382	30.892	26.022 274.8

Run #	Front Tyre	Slick-Medium	Rear Tyre	Slick-Soft	Speed
<b>Run # 4</b>					
		3 Laps at start		New Tyre	
20	1'42.494	28.209	14.533	29.540	30.212 291.1
21	1'52.064	* 29.454	14.311	31.873*	36.426 290.3
22	<b>1'54.308</b>	24.488	14.327	29.236	46.257 292.6
23	<b>1'42.877</b>	27.722	15.024	29.959	30.172 279.7

**23rd 6** **Stefan BRADL** HONDA GER  
 HRC Test Team  
 Runs=5 Total laps=24 Full laps=15 Valid laps=13

Run #	Front Tyre	Slick-Medium	Rear Tyre	Slick-Soft	Speed
<b>Run # 1</b>					
		New Tyre		New Tyre	
1	2'00.533	30.338	15.065	31.043	30.815 288.0
2	<b>1'39.903</b>	25.056	14.675	29.974	30.198 295.8
3	<b>1'39.228</b>	24.697	14.518	29.912	30.101 291.1
4	<b>1'38.596</b>	24.588	14.381	29.571	30.056 294.2
5	1'40.607	* 25.722*	14.902	29.909	30.074 282.7
6	1'36.701	P 25.928*	14.870	30.069	25.834 284.9

**24th 10** **Luca MARINI** HONDA ITA  
 Repsol Honda Team  
 Runs=5 Total laps=24 Full laps=15 Valid laps=13

Run #	Front Tyre	Slick-Medium	Rear Tyre	Slick-Medium	Speed
<b>Run # 1</b>					
		New Tyre		New Tyre	
1	1'54.669	30.027	15.244	31.750	31.104 283.4
2	<b>1'40.306</b>	25.246	14.804	29.985	30.271 284.9
3	<b>1'39.059</b>	24.810	14.443	29.752	30.054 290.3
4	<b>1'39.105</b>	24.730	14.516	29.584	30.275 288.7
5	<b>1'38.773</b>	24.655	14.526	29.547	30.045 288.0
6	1'40.927	P 28.591*	14.724	30.387	27.225 284.9
<b>Run # 2</b>					
		6 Laps at start		6 Laps at start	
7	1'45.507	29.354	15.060	30.445	30.648 284.2
8	<b>1'40.113</b>	25.216	14.702	29.956	30.239 284.2
9	<b>1'47.337</b>	26.196	14.739	31.260	35.142 282.7
10	<b>1'40.029</b>	24.861	14.508	29.878	30.782 286.4
11	1'36.431	P 24.730	14.500	30.018	27.183 287.2

**Run # 3**

Run #	Front Tyre	Slick-Medium	Rear Tyre	Slick-Soft	Speed
<b>Run # 3</b>					
		11 Laps at start		New Tyre	
12	1'46.489	31.725	14.633	29.935	30.196 288.0
13	<b>1'40.507</b>	26.312	14.585	29.571	30.039 286.4
14	1'38.318	* 24.581*	14.396	29.387	29.954 288.0
15	1'39.046	* 24.553	14.430	29.643	30.420* 284.9
16	1'39.048	P 24.792	14.540	31.622	28.094 286.4

**Run # 4**

Run #	Front Tyre	Slick-Medium	Rear Tyre	Slick-Soft	Speed
<b>Run # 4</b>					
		New Tyre		New Tyre	
17	1'44.875	29.484	14.766	30.286	30.339 286.4

**Fastest Lap:** Francesco BAGNAIA Ducati Lenovo Team ITA **1'36.025** 24.035 14.090 28.598 29.302

These data/results cannot be reproduced, stored and/or transmitted in whole or in part by any manner of electronic, mechanical, photocopying, recording, broadcasting or otherwise now known or herein after developed without the previous express consent by the copyright owner, except for reproduction in daily press and regular printed publications on sale to the public within 60 days of the event related to those data/results and always provided that copyright symbol appears together as follows below.  
 © DORNA, 2024



## Practice

MotoGP

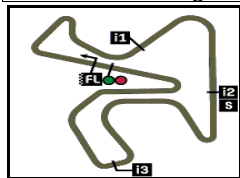
Lap	Lap Time	T1	T2	T3	T4	Speed	Lap	Lap Time	T1	T2	T3	T4	Speed		
18	<b>1'42.064</b>	25.503	15.455	30.846	30.260	270.6									
19	<b>1'38.330</b>	24.546	14.386	29.433	29.965	286.4									
20	1'36.254 P	24.443	14.417	29.636*	27.758	288.0									
<b>Run # 5</b>	<i>Front Tyre Slick-Medium</i>			<i>Rear Tyre Slick-Soft</i>											
				4 Laps at start								New Tyre			
21	1'47.906	33.284	14.652	29.840	30.130	289.5									
22	<b>1'38.054</b>	24.608	14.334	29.309	29.803	287.2									
23	<b>1'37.948</b>	24.431	14.392	29.270	29.855	289.5									
24	<b>1'37.838</b>	24.354	14.317	29.297	29.870	289.5									

**25th 32** Lorenzo SAVADORI APRILIA ITA  
Aprilia Racing  
Runs=6 Total laps=22 Full laps=12 Valid laps=10

Run #	Front Tyre	Slick-Medium	Rear Tyre	Slick-Soft							
		New Tyre		New Tyre							
1	2'09.652	35.012	15.127	31.157	30.796	279.7					
2	<b>1'39.082</b>	24.768	14.441	29.721	30.152	285.7					
3	<b>1'43.965</b>	25.355	14.570	32.290	31.750	285.7					
4	<b>1'53.124</b>	24.772	14.486	32.813	41.053	284.2					
5	<b>1'39.923</b>	25.143	14.592	29.704	30.484	285.7					
6	1'40.963 P	27.197	15.143	31.117	27.506	284.2					
<b>Run # 2</b>	<i>Front Tyre Slick-Medium</i>			<i>Rear Tyre Slick-Soft</i>							
				6 Laps at start				6 Laps at start			
7	2'08.624 P	35.454	21.269	42.381	29.520	191.4					
<b>Run # 3</b>	<i>Front Tyre Slick-Medium</i>			<i>Rear Tyre Slick-Soft</i>							
				7 Laps at start				7 Laps at start			
8	1'52.939 *	31.376	16.720	31.790*	33.053	266.6					
9	<b>1'39.451</b>	24.923	14.485	29.671	30.372	288.0					
10	1'39.034 *	24.640	14.465	29.686	30.243*	288.0					
11	<b>1'41.871</b>	25.557	14.707	30.612	30.995	282.7					
12	<b>1'45.437</b>	24.793	14.501	34.626	31.517	285.7					
13	<b>1'39.292</b>	24.833	14.551	29.570	30.338	286.4					
14	1'39.350 *	24.718	14.458	29.701	30.473*	285.7					
15	1'44.091 P	27.349	15.192	34.566	26.984	283.4					
<b>Run # 4</b>	<i>Front Tyre Slick-Medium</i>			<i>Rear Tyre Slick-Soft</i>							
				New Tyre				New Tyre			
16	1'56.979	33.032	18.756	34.590	30.601	188.4					
17	<b>1'41.455</b>	27.060	14.845	29.537	30.013	288.0					
18	1'38.282 P	24.903	16.397	30.589	26.393	274.8					
<b>Run # 5</b>	<i>Front Tyre Slick-Medium</i>			<i>Rear Tyre Slick-Soft</i>							
				3 Laps at start				New Tyre			
19	1'53.161	35.993	14.795	32.262	30.111	285.7					
20	<b>1'37.902</b>	24.381	14.236	29.361	29.924	291.8					
21	1'48.642 P	34.018	15.203	31.192	28.229	287.2					
<b>Run # 6</b>	<i>Front Tyre Slick-Soft</i>			<i>Rear Tyre Slick-Medium</i>							
				17 Laps at start				17 Laps at start			
22	1'52.950	32.281	15.802	32.333	32.534	276.9					

**Fastest Lap:** Francesco BAGNAIA Ducati Lenovo Team ITA **1'36.025** 24.035 14.090 28.598 29.302

These data/results cannot be reproduced, stored and/or transmitted in whole or in part by any manner of electronic, mechanical, photocopying, recording, broadcasting or otherwise now known or herein after developed without the previous express consent by the copyright owner, except for reproduction in daily press and regular printed publications on sale to the public within 60 days of the event related to those data/results and always provided that copyright symbol appears together as follows below.  
© DORNA, 2024



4423 m.

# GRAN PREMIO ESTRELLA GALICIA 0,0 DE ESPAÑA

## Practice

### Best Partial Times

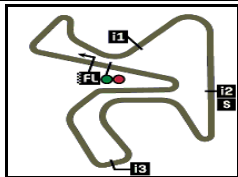
MotoGP™

*IT* Ideal Lap Time, sum of the best partial times

*BT* Best Lap Time

T1		T2		T3		T4				IT		BT
Pos	Rider	Time	Rider	Time	Rider	Time	Rider	Time	Pos	Rider	IT	BT
1	B.BINDER	23.894	M.BEZZECCHI	14.020	M.MARQUEZ	28.531	M.VIÑALES	29.120	1	F.BAGNAIA	1'36.017	1'36.025 (1)
2	M.MARQUEZ	23.905	F.DI GIANNANTO	14.031	F.BAGNAIA	28.598	E.BASTIANINI	29.228	2	M.VIÑALES	1'36.105	1'36.125 (2)
3	F.BAGNAIA	24.027	E.BASTIANINI	14.058	J.MARTIN	28.663	M.BEZZECCHI	29.236	3	M.BEZZECCHI	1'36.136	1'36.364 (4)
4	M.VIÑALES	24.038	P.ACOSTA	14.068	A.MARQUEZ	28.738	F.BAGNAIA	29.302	4	B.BINDER	1'36.143	1'36.644 (11)
5	M.BEZZECCHI	24.061	F.BAGNAIA	14.090	A.ESPARGARO	28.754	F.DI GIANNANTO	29.309	4	M.MARQUEZ	1'36.143	1'36.168 (3)
6	A.MARQUEZ	24.061	B.BINDER	14.091	F.DI GIANNANTO	28.767	A.ESPARGARO	29.357	6	F.DI GIANNAN	1'36.258	1'36.536 (9)
7	J.MARTIN	24.064	M.VIÑALES	14.107	B.BINDER	28.794	B.BINDER	29.364	7	J.MARTIN	1'36.270	1'36.435 (5)
8	F.MORBIDELLI	24.076	D.PEDROSA	14.115	P.ACOSTA	28.817	P.ACOSTA	29.377	8	A.ESPARGAR	1'36.359	1'36.446 (7)
9	E.BASTIANINI	24.116	A.ESPARGARO	14.118	M.BEZZECCHI	28.819	J.MARTIN	29.386	9	E.BASTIANINI	1'36.364	1'36.480 (8)
10	A.ESPARGARO	24.130	J.ZARCO	14.134	M.VIÑALES	28.840	A.RINS	29.442	10	A.MARQUEZ	1'36.417	1'36.539 (10)
11	R.FERNANDEZ	24.142	J.MILLER	14.139	J.MILLER	28.864	A.MARQUEZ	29.466	11	P.ACOSTA	1'36.439	1'36.439 (6)
12	F.DI GIANNANTO	24.151	F.MORBIDELLI	14.149	T.NAKAGAMI	28.917	M.MARQUEZ	29.494	12	F.MORBIDELLI	1'36.662	1'36.711 (12)
13	T.NAKAGAMI	24.152	A.MARQUEZ	14.152	F.MORBIDELLI	28.932	F.MORBIDELLI	29.505	13	J.MILLER	1'36.764	1'36.900 (13)
14	J.MILLER	24.161	J.MARTIN	14.157	E.BASTIANINI	28.962	J.ZARCO	29.543	14	D.PEDROSA	1'36.898	1'36.944 (14)
15	P.ACOSTA	24.177	A.RINS	14.176	D.PEDROSA	28.996	M.OLIVEIRA	29.549	15	A.RINS	1'36.930	1'36.959 (15)
16	D.PEDROSA	24.221	M.OLIVEIRA	14.179	A.FERNANDEZ	29.011	R.FERNANDEZ	29.562	16	T.NAKAGAMI	1'36.933	1'36.969 (16)
17	A.RINS	24.293	M.MARQUEZ	14.213	A.RINS	29.019	D.PEDROSA	29.566	17	R.FERNANDEZ	1'36.991	1'37.111 (17)
18	QUARTARARO	24.300	R.FERNANDEZ	14.214	J.MIR	29.061	J.MILLER	29.600	18	J.ZARCO	1'37.198	1'37.277 (18)
19	M.OLIVEIRA	24.327	L.SAVADORI	14.236	R.FERNANDEZ	29.073	T.NAKAGAMI	29.604	19	M.OLIVEIRA	1'37.211	1'37.342 (19)
20	J.MIR	24.343	F.QUARTARARO	14.255	F.QUARTARARO	29.080	F.QUARTARARO	29.681	20	F.QUARTARAR	1'37.316	1'37.382 (20)
21	L.MARINI	24.354	T.NAKAGAMI	14.260	M.OLIVEIRA	29.156	J.MIR	29.736	21	J.MIR	1'37.446	1'37.476 (21)
22	J.ZARCO	24.357	S.BRADL	14.297	J.ZARCO	29.164	A.FERNANDEZ	29.777	22	A.FERNANDEZ	1'37.500	1'37.611 (22)
23	S.BRADL	24.357	J.MIR	14.306	S.BRADL	29.191	S.BRADL	29.799	23	S.BRADL	1'37.644	1'37.709 (23)
24	L.SAVADORI	24.381	A.FERNANDEZ	14.311	L.MARINI	29.270	L.MARINI	29.803	24	L.MARINI	1'37.744	1'37.838 (24)

These data/results cannot be reproduced, stored and/or transmitted in whole or in part by any manner of electronic, mechanical, photocopying, recording, broadcasting or otherwise now known or herein after developed without the previous express consent by the copyright owner, except for reproduction in daily press and regular printed publications on sale to the public within 60 days of the event related to those data/results and always provided that copyright symbol appears together as follows below.  
© DORNA, 2024



4423 m.

# GRAN PREMIO ESTRELLA GALICIA 0,0 DE ESPAÑA

## Practice

### Best Partial Times

# MotoGP™

*IT* Ideal Lap Time, sum of the best partial times

*BT* Best Lap Time

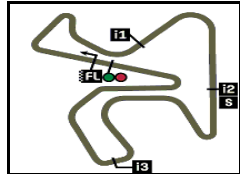
<i>T1</i>		<i>T2</i>		<i>T3</i>		<i>T4</i>				<i>IT</i>	<i>BT</i>	
<i>Pos</i>	<i>Rider</i>	<i>Time</i>	<i>Rider</i>	<i>Time</i>	<i>Rider</i>	<i>Time</i>	<i>Rider</i>	<i>Time</i>	<i>Pos</i>	<i>Rider</i>		
25A.	FERNANDEZ	24.401	L.MARINI	14.317	L.SAVADORI	29.361	L.SAVADORI	29.924	25	L.SAVADORI	1'37.902	1'37.902 (25)

These data/results cannot be reproduced, stored and/or transmitted in whole or in part by any manner of electronic, mechanical, photocopying, recording, broadcasting or otherwise now known or herein after developed without the previous express consent by the copyright owner, except for reproduction in daily press and regular printed publications on sale to the public within 60 days of the event related to those data/results and always provided that copyright symbol appears together as follows below.

© DORNA, 2024

Official MotoGP Timing by   
[www.motogp.com](http://www.motogp.com)






4423 m.

## GRAN PREMIO ESTRELLA GALICIA 0,0 DE ESPAÑA

## Practice

## Fastest Laps Sequence

<i>Practice Time</i>	 <i>Rider</i>	<i>Nation</i>	<i>Motorcycle</i>	<i>Time</i>	<i>Km/h</i>	<i>Rider's Lap</i>
3'27.882	12 Maverick VIÑALES	SPA	APRILIA	1'38.469	161.7	2
3'35.512	33 Brad BINDER	RSA	KTM	1'38.281	162.0	2
3'54.467	89 Jorge MARTIN	SPA	DUCATI	1'37.811	162.7	2
5'10.233	93 Marc MARQUEZ	SPA	DUCATI	1'37.599	163.1	3
5'13.078	33 Brad BINDER	RSA	KTM	1'37.566	163.2	3
5'31.745	89 Jorge MARTIN	SPA	DUCATI	1'37.278	163.6	3
6'48.032	73 Alex MARQUEZ	SPA	DUCATI	1'37.192	163.8	4
6'49.872	33 Brad BINDER	RSA	KTM	1'36.794	164.5	4
39'26.029	12 Maverick VIÑALES	SPA	APRILIA	1'36.482	165.0	17
47'19.756	89 Jorge MARTIN	SPA	DUCATI	1'36.435	165.1	20
49'23.482	12 Maverick VIÑALES	SPA	APRILIA	1'36.125	165.6	20
59'08.793	1 Francesco BAGNAIA	ITA	DUCATI	1'36.025	165.8	22

These data/results cannot be reproduced, stored and/or transmitted in whole or in part by any manner of electronic, mechanical, photocopying, recording, broadcasting or otherwise now known or herein after developed without the previous express consent by the copyright owner, except for reproduction in daily press and regular printed publications on sale to the public within 60 days of the event related to those data/results and always provided that copyright symbol appears together as follows below.

© DORNA, 2024